LOCKSTAR
Dental Laboratories

LOCKSTAR DENTAL LABORATORY
5740 2 St SW, Unit 205
Calgary AB T2H 1Y6

Phone: 403 255-9373 | Phone: 1 866 620-9373
Fax: 1 403 255-9422

Email: info@lockdental.com
lockdental.com • lockstardental.com

DESIGN CASE HERE

PERMANENT DENTITION

IV

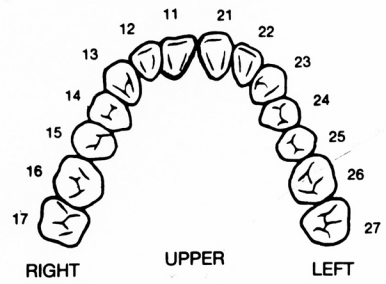

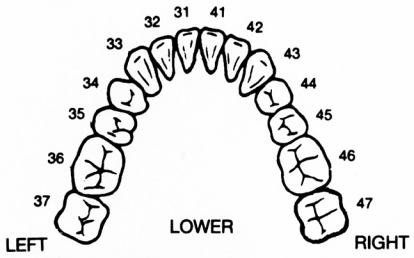

PLEASE INDICATE REQUIREMENTS BELOW

A.	CENTRIC CONTACT	1. FOIL RELIEF ☐	2. POSITIVE CONTACT ☐	3. CUSP FOSSA ☐
B.	LATERAL EXCURSION	1. CUSPID GUIDANCE ☐	2. GROUP FUNCTION ☐	
C.	MARGIN ADAPTATION	1. EXACTLY TO FINISH LINE ☐	2. SLIGHT OVEREXTENSION ☐	
D.	LABIAL MARGIN	1. FINE GOLD COLLAR ☐	2. PORCELAIN BUTT MARGIN ☐	3. PORCELAIN TO MARGIN ☐
E.	PONTIC DESIGN	1. HARMONY ☐	2. CONE ☐	3. HYGENIC ☐ 4. RIDGELAP ☐
F.	CONTACTS (EMBRASSURES)	1. BROAD ☐	2. NORMAL ☐	3. POINT ☐

SPECIAL SHADE SELECTION

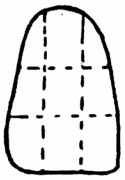

DECIDUOUS DENTITION

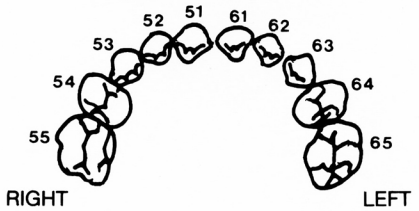

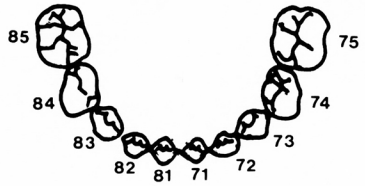

I FROM:

Date Prepared: _____

Dr.: _____ Identification Number: _____

Address: _____ Sex: M ☐ F ☐

City and Province: _____ Age: _____

Phone: _____ Patient's Name: _____ Given Name: _____

Type of Restoration: _____

Try-In ☐ Date Required: _____ Time Wanted: _____ a.m.☐ p.m.☐

Finish ☐ Date Required: _____ Time Wanted: _____ a.m.☐ p.m.☐

II

MOULD & SHADE SPECIFICATION				
Anteriors	Porcelain ☐	Plastic ☐	Shade _____	Mould _____
Posteriors	Porcelain ☐	Plastic ☐	Shade _____	Mould _____
Rational ☐	Functional ☐	Twenty Degree (20°) ☐	Thirty-Three Degree (33°) ☐	

Brand of teeth to be used: _____

FACIAL CHARACTERISTICS

Check Basic Face Form

Square ☐ Square Tapering ☐ Tapering ☐ Ovoid ☐

Check Facial Asymmetry

Dominant Right Side ☐ Dominant Left Side ☐

Male ☐ Female ☐ Vigorous ☐ Soft ☐

Special Materials & Alloys	
Precious	
Semi-Precious	
Non-Precious	

Special Techniques & Attachments	

III **PRECISE INSTRUCTIONS PLEASE** _____

Professional's Signature _____